



myRent Property Inspection Report: During Tenancy



Start with the basics

Property Address:

Landlord name:

Tenant name(s):

Date inspection completed:

About this report

An accurate and detailed record of the condition of the property at the beginning of the tenancy provides a useful point of reference if any issues arise in the future. This includes making claims for the bond at the end of the tenancy if the property has been damaged.

How to complete this report

- For each room, indicate whether each feature is damaged (yes/no) and clean (yes/no), and provide any comments on its condition.
- List any furnishings or goods supplied with the property and their condition.
- myRent recommends taking photos of the property in addition to this report. Photos can be uploaded directly to myRent under the 'Property Inspection Report' section.

Entry/Hallway

Has the condition changed from last inspection?

Yes No

Comments

Lounge

Has the condition changed from last inspection?

Yes No

Comments

Kitchen/Dining

Has the condition changed from last inspection?

Yes No

Comments

Bedroom 1

Has the condition changed from last inspection?

Yes No

Comments

Bedroom 2

Has the condition changed from last inspection?

Yes No

Comments

Bedroom 3

Has the condition changed from last inspection?

Yes No

Comments

Bedroom 4

Has the condition changed from last inspection?

Yes No

Comments

Bathroom 1

Has the condition changed from last inspection?

Yes No

Comments

Bathroom 2

Has the condition changed from last inspection?

Yes No

Comments

Laundry

Has the condition changed from last inspection?

Yes No

Comments

General

Has the condition changed from last inspection?

Yes No

Comments

Have we missed anything?

Has the condition changed from last inspection?

eg: Inflatable Santa on the roof

Yes No

Comments

The dotted line

Please read

You should only sign if you agree that the report is an accurate representation of the property. You should discuss any disagreements on the condition with the other party before signing.

By signing this report, you agree that it constitutes an accurate representation of the condition of the property at the beginning of the tenancy.

Additional information


If there is any additional information you want to include in this report, record it on the back of this page.

Remember: you can also upload photos of the property to the 'Property Inspection Report' section on your myRent.co.nz account.


Additional Tenants

If there are additional tenants listed on the tenancy agreement, they should sign and record their names and the date on the back of this page.


Signature of landlord:



Signature of tenant 1:



Signature of tenant 3:




Name of landlord:

Name of tenant 1:


Name of tenant 3:

Date:

Signature of tenant 2:



Signature of tenant 4:



Name of tenant 2:

Name of tenant 4: